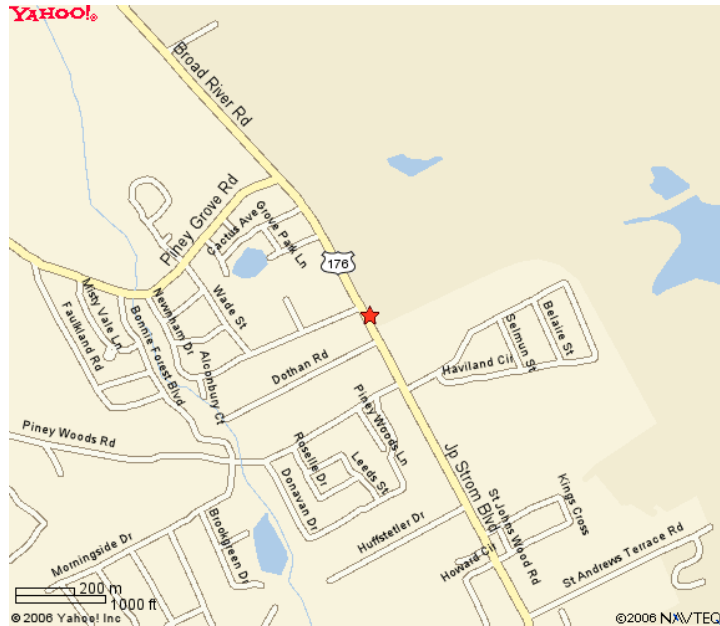


**SCDC HORTICULTURE SERVICES OFFICE
4444 Broad River Road**



DIRECTIONS:

GREENVILLE/SPARTANBURG

Take **I-26 EAST** To **EXIT 104 (PINEY GROVE ROAD)**
Turn **LEFT** onto **PINEY GROVE ROAD**
Go approximately 2 miles (Past Hardee's)
At traffic light Piney Grove Rd will dead end @ Broad River Road
Make a **RIGHT** onto **BROAD RIVER ROAD**
Make a **LEFT** at light onto **BERT FRIDAY DRIVE**
Go straight through unmanned gate
After you pass the pond on your right take the first road to the **RIGHT**
This is the entrance into Kirkland R&E Center
Take the first **RIGHT** onto the **PERIMETER ROAD**
Take first **LEFT**
Look for brick building with "**GROUND MAINTENANCE**" lettered on top

CHARLESTON

Take **I-26 WEST** To **EXIT 104 (PINEY GROVE ROAD)**
Turn **RIGHT** onto **PINEY GROVE ROAD**
Go approximately 2 miles (Past Hardee's)
At traffic light Piney Grove Rd will dead end @ Broad River Road
Make a **RIGHT** onto **BROAD RIVER ROAD**
Make a **LEFT** at light onto **BERT FRIDAY DRIVE**
Go straight through unmanned gate
After you pass the pond on your right take the first road to the **RIGHT**
This is the entrance into Kirkland R&E Center
Take the first **RIGHT** onto the **PERIMETER ROAD**
Take first **LEFT**
Look for brick building with "**GROUND MAINTENANCE**" lettered on top

MYRTLE BEACH

Take **US-501 NORTH /US-501-BUS NORTH** to **SC-576 WEST**
Continue on **US-76 WEST** which will become **PALMETTO ST**
Turn **RIGHT** on **DAVID H MCLEOD BLVD**
DAVID H MCLEOD BLVD becomes **I-20 WEST**
Take **I-20 WEST** to **EXIT #65 (BROAD RIVER ROAD)**
Turn **RIGHT** on **BROAD RIVER RD**
Take **BROAD RIVER RD** to **BERT FRIDAY DRIVE**
Make a **RIGHT** at light onto **BERT FRIDAY DRIVE**
Go straight through unmanned gate
After you pass the pond on your right take the first road to the **RIGHT**
This is the entrance into Kirkland R&E Center
Take the first **RIGHT** onto the **PERIMETER ROAD**
Take first **LEFT**
Look for brick building with "**GROUND MAINTENANCE**" lettered on top

AIKEN/AUGUSTA

Take **I-20 EAST** to **EXIT #65 (BROAD RIVER ROAD)**
Turn **LEFT** on **BROAD RIVER RD**
Take **BROAD RIVER RD** to **BERT FRIDAY DRIVE**
Make a **RIGHT** at light onto **BERT FRIDAY DRIVE**
Go straight through unmanned gate
After you pass the pond on your right take the first road to the **RIGHT**
This is the entrance into Kirkland R&E Center
Take the first **RIGHT** onto the **PERIMETER ROAD**
Take first **LEFT**
Look for brick building with "**GROUND MAINTENANCE**" lettered on top



TREE GRANT GUIDELINES

The PalmettoPride Tree grants will be awarded for one year. The grant period will begin on **October 1, 2010**, and end on **September 30, 2011**. This grant is provided with the understanding that the program will be operated as projected.

1. All grantees must participate in the Great American Cleanup (March – May). The GAC Cleanup results must be submitted online by **June 1, 2011**. (Directions attached)
2. A final grant report is due no later than **September 30, 2011**. **Do not submit three ring binders**. Reports will become the property of PalmettoPride and will not be returned to the recipient. Reports must include a written summary and include the following:
 - a. Before and after photos. All photographs should be affixed to 8 ½ x 11 sheets of paper and stapled to report.
 - b. Photocopies of all newspaper articles.
 - c. All letters of commendation and other related documents.
3. Beautification projects must be maintained by a local governmental entity, established business, or volunteer organization. Recipients must submit a letter of commitment from the entity providing long-term maintenance.

If you fail to comply with these guidelines or to fulfill your proposed grant obligations, PalmettoPride reserves the right to request items and/or financial reimbursement of the amount granted. Failure to submit required reports shall disqualify the recipient for future grants.

Please sign this page and return it to our office via mail or fax (803) 758-6032. Maintain original in your files. If you have any questions or concerns regarding the above guidelines please contact Sherryl Jenkins, Grant Coordinator, at (803) 758-6034 or via email at sjenkins@palmettopride.org.

Organization

Signature of Grant Coordinator

Date



Great American Cleanup of South Carolina

The Great American Cleanup (GAC) of South Carolina is an annual statewide cleanup initiative that runs March 1 through May 31.

Sponsored by Keep America Beautiful, Inc. (KAB), the GAC is the nation's largest cleanup event. According to a 2005 KAB survey, 92% of GAC organizers said their communities, neighborhoods and residents felt safer after volunteers united to clean and beautify the local environment.

HOW TO VOLUNTEER

1. **Gather Your Team** – Rally your friends, family and neighbors for a Saturday cleanup. Get your co-workers together for a lunchtime power walk and take some trash bags with you. Take your scout troops, garden clubs members or youth group to the local park and spend a few hours cleaning up, then play Frisbee or hike a trail.
2. **Sign Up** – Fill out a sign-up form and send it to PalmettoPride.
3. **Get Your Supplies** – Once we receive your sign-up form, we will supply you with trash bags, safety vests and gloves.
4. **Celebrate Victory** – Everybody is a winner in the South Carolina Cleanup Challenge. Have a cookout with friends and neighbors to celebrate your cleanup.
5. **Report Your Results** – After your cleanup go to the grant reporting website (<http://ppic.palmettopride.org/Login.aspx>) and fill out the Community Cleanup report form. Also, mail or email us copies of your before and after pictures. We want to know how much you cleaned up.

OTHER WAYS TO PARTICIPATE

- Beautification Projects – Make a green space in your neighborhood
- Start a recycling program at your school or office
- Makeover a neighborhood
- Cleanup graffiti



**Great American Cleanup of South Carolina (March – May)
SUPPLY REQUEST FORM**

The Great American Cleanup is the nation’s largest organized annual cleanup, beautification and community improvement program. It is held every year March through May. The Great American Cleanup is a platform for a wide range of initiatives embraced by Keep America Beautiful’s mission, such as: litter pickups, litter prevention education, recycling drives, graffiti removal, beautification and community improvement projects.

Please fill out the form below and return to Sarah Robinson

at least 3 weeks before your cleanup.

Are you a current grant recipient? YES No

Organization Name _____

Contact Name _____

Phone _____

Mailing Address _____

Email _____

Date(s) of Cleanup: _____

Estimated Number of Volunteers/ Participants: _____

Location of cleanup:

Supplies needed *(place approximate number needed next to item):*

Bags _____ Gloves _____ Vests _____ Posters _____ Banners _____

**MAIL OR FAX TO:
Sarah Robinson
PalmettoPride
2700 Middleburg Drive, STE 216
Columbia, SC 29204
(803) 758-6032 Fax**



TREE GRANT

FINAL REPORT

Each recipient must submit a one-page report detailing the progress of the trees with before and after photos by September 30, 2011

Organization

Signature of Grant Coordinator

Date



TREE INSTALLATION SPECIFICATIONS

- Planting should be done during the dormant season – after leaf drop in the fall until bud break in spring – unless planting palmetto trees or special precautions are taken to ensure tree survival.
- Plants shall be protected at all times (storage, transport and delivery) from sun and drying winds.
- The minimum planting area for small maturing trees shall have at least 50 sq. ft. of rooting space.
- The minimum planting area for medium maturing trees shall have at least 100 sq. ft. of rooting space.
- The minimum planting area for large maturing trees shall have at least 200 sq. ft. of rooting space.
- Planting islands should provide at least 400 sq. ft. of rooting area for any sized tree.
- The “planting area” comprises the root ball, hole, backfill and outside rim of the berm (if applicable).
- The planting hole shall be dug as deep as the trunk/root flare and at least twice as wide. In clay or compacted soils, the planting hole should be at least three times as wide as the root ball.
- The tree shall be placed in the hole at the level of the trunk/root flare or slightly higher.
- If watering with a bucket or Treegator, a berm or basin shall be constructed around the outside edge of the back-filled area to hold water.
- Pruning at the time of planting shall be limited to broken or rubbing branches.
- Fertilizer will not be used at planting time.
- Tree wrap shall not remain on the trunks after planting.
- Ropes and straps or containers shall be removed. If planting a balled and burlapped tree, the upper 1/3 of the wire basket and burlap wrapping shall be cut and removed. If synthetic or treated burlap is used, it shall be completely removed from the root ball at time of planting.
- Trees shall be watered sufficiently at the time of planting to settle the soil and thoroughly wet the root ball and planting area.
- A two to four-inch layer of organic mulch shall be placed over the planting area from the outside of the berm to just outside of the base of the trunk. Do not place mulch against the trunk.
- Staking and guying shall only be used where support is necessary. Ties shall be made of a broad, soft strapping material. Staking shall allow for movement of the trunk. All stakes and guys shall be removed from the tree after one year from the date of installation.



ONLINE REPORTING

1. To access our reporting website please go to:
<http://ppic.palmettopride.org/Login.aspx>
2. Enter your login name and password. The default password is the word password.

Login name: first initial & last name (i.e. sjenkins)

Password: password

PalmettoPride
Your Anti-Litter Organization

S.C. PalmettoPride Information Center (PPIC)

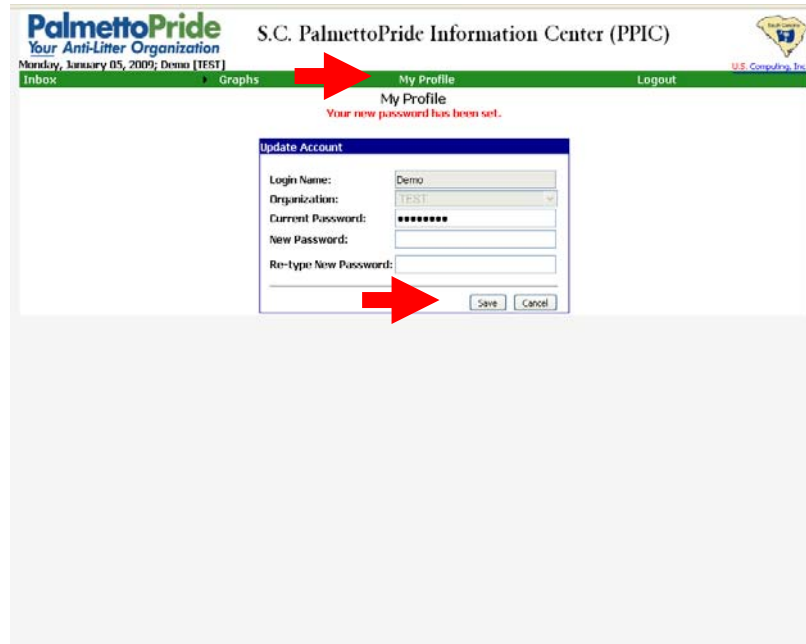
U.S. Computing, Inc.

Login name:

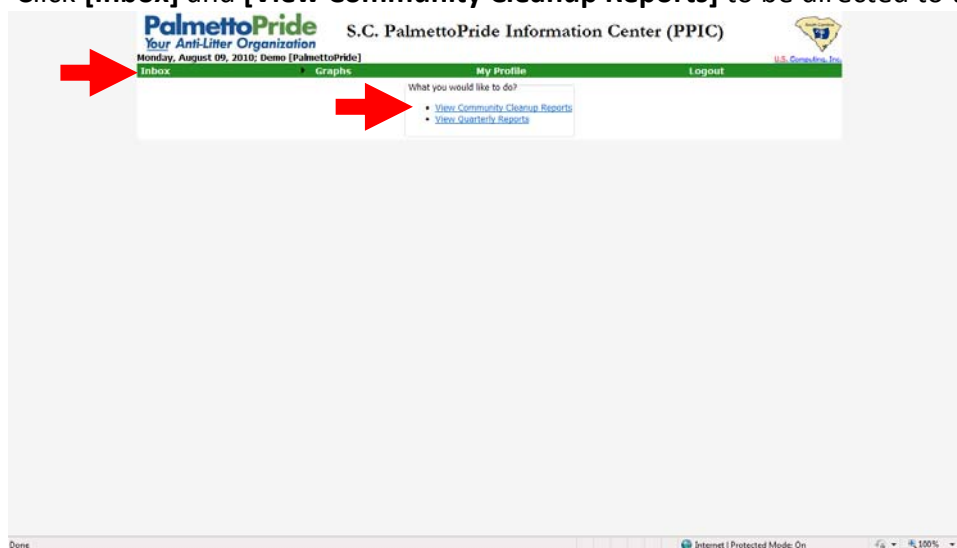
Password:

Login

3. Once you have signed in, go to **[My Profile]**, change your password and click **[Save]**.



4. Click **[Inbox]** and **[View Community Cleanup Reports]** to be directed to the report page.



5. To input report data, click **[New]**

PalmettoPride
Your Anti-Litter Organization

S.C. PalmettoPride Information Center (PPIC)

Monday, August 09, 2010; Demo [PalmettoPride]

Inbox Graphic My Profile Logout

Community Cleanup Report Forms

Details | Print... | Delete

Report Date	Site(s) Cleaned	Last Update Date

Done Internet | Protected Mode: On 100%

6. Fill in data and then click [Save].

PalmettoPride
Your Anti-Litter Organization
Friday, December 19, 2008; Demo [TEST]

S.C. PalmettoPride Information Center (PPIC)

U.S. Computing, Inc.

Inbox Graphs My Profile Logout

COMMUNITY CLEANUP REPORT FORM

Date of Report: 12/19/2008

EVENT INFORMATION

Group: TEST
Contact:
Address:
County: Richland
Phone:

Date(s) of Cleanup:
Site(s) Cleaned:

EVENTS

1. # of volunteers:
2. # of volunteers hours:
3. # of communities involved:

CLEANUPS

4. Bags of litter/debris collected: or
Pounds of litter/debris collected: (1 bag = 20 lbs.)
5. Area cleaned (i.e. parks, etc.):

6. Miles of streets, roads, highways cleaned:
7. Miles of rivers, lakes, shorelines cleaned:
8. # of illegal dumpsites cleaned:

EVENTS

1. # of volunteers:
2. # of volunteers hours:
3. # of communities involved:

CLEANUPS

4. Bags of litter/debris collected: or
Pounds of litter/debris collected: (1 bag = 20 lbs.)
5. Area cleaned (i.e. parks, etc.):


6. Miles of streets, roads, highways cleaned:
7. Miles of rivers, lakes, shorelines cleaned:
8. # of illegal dumpsites cleaned:
9. # of junk cars removed:
10. # of bags of aluminum/steel recycled:
11. # of bags of newspapers recycled:
12. # of tires collected for recycling:

BEAUTIFICATION

13. # of trees planted: # of flowers & bulbs planted:
14. # of homes painted: # of commercial buildings painted:
15. # of graffiti sites abated:

EDUCATION

16. # of education workshops held:
of people in attendance (at workshops):

 Save Cancel

